



# RAMJET RJ-225HD 2 Yard Heavy Duty Hi-Force Compactor



## Stress Engineered

The **RAMJET 225HD** is specially engineered for tough waste disposal applications. Heavy-duty features such as the 1/2" steel plate charge box floor over four - 4" steel channels; 1/2" ram face plate backed with 10" channels that incorporates T-1 plate in high stress areas; 3/8" ram top supported by eight heavy-duty formed crossmembers; and heavily reinforced charge box sides.

## Ram Guide System



The packing ram is supported and guided by specially formulated cast iron shoes which ride on replaceable wear strips. This exclusive

design protects the charge box floor from the full force of the packing ram, extending its life and dramatically reducing compaction-rubbing friction.

## Side-Mounted Power Unit



Marathon's **Side-Mounted Power Unit** offers the convenience and ease-of-maintenance of a remote power pack with the space savings of an integrated power pack. This configuration also eliminates **ALL** electrical components from inside the compactor.

## Industrial & Recycling Applications

The **RJ-225HD** is ideally suited for industrial applications such as the disposal of skids and cartons and for recycling corrugated, aluminum and similar materials. Electrical components, including the control box assembly, are UL Listed. The 40 1/2" x 60" charge box is 33" deep to make disposal fast and easy.

**Specifications:**

Charge Box Capacity	
[Mfrs. Rating] .....	2.0 cy ..... 1.53 m <sup>3</sup>
[EIA Rating] .....	1.55 cy ..... 1.18 m <sup>3</sup>
Clear Top Opening .....	40.5" X 60" .... 1029mm x 1524mm

**Performance Characteristics:**

Cycle Time .....	48 s ..... 48 s
Total Normal Force.....	59,400 lb ..... 264 kN
Total Maximum Force.....	67,900 lb ..... 302 kN
Normal Ram Face Pressure.....	34.1 psi ..... 235 kPa
Maximum Ram Face Pressure.....	39.0 psi ..... 268 kPa
Ram Penetration.....	14" ..... 355 mm

**Electrical Equipment:**

Electrical Motor 3/60-208/230/460 ... 15 hp ..... 11.2 kW  
 Electrical Control Voltage..... 120 VAC..... 120 VAC  
 UL Labeled Panel Box: Type NEMA 3R, All Circuits Fused  
 Standard 2 Button Controls: Keylock Start/ Mushroom Stop  
 Connected to 13' (3962mm) Sealtite

**Hydraulic Equipment:**

Hydraulic Pump Capacity ..... 13 gpm ..... 49.2 L/min.  
 Normal Pressure ..... 2100 psi ..... 145 bar  
 Maximum Pressure ..... 2400 psi ..... 166 bar  
 Hydraulic Cylinder - Bore..... 6" ..... 152 mm  
**Weight.....** 5450 lbs. ..... 2472 kg

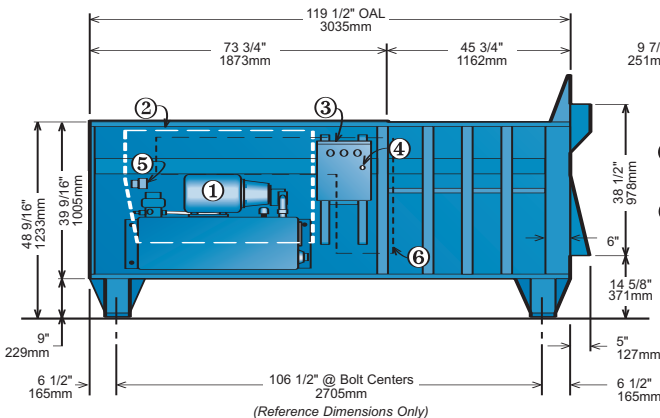
# RAMJET

## RJ-225HD



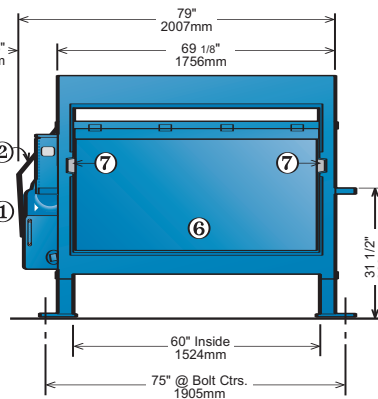
- ▼ Side-Mounted Power Unit for ease-of-maintenance – eliminates the need to go inside the compactor for servicing.
- ▼ Limit Switch and all other parts of the power unit are also attached to the outside of the compactor body.
- ▼ Reset Button for the Motor Starter is located on the outside which eliminates entry into the control box.

- ▼ Advanced, simplified control system with 2 button operation. It is key-operated and fully automatic. The heavy duty push button controls are contained in a weatherproof NEMA 4 enclosure. Connected to the power pack with 13' of sealtite, the controls can be located for operator convenience.



**Concrete Pad Requirements**

6" (152mm) Thick Reinforced 3000 PSI Concrete (4) 3/4" (20mm) Anchor Bolts (Min.)

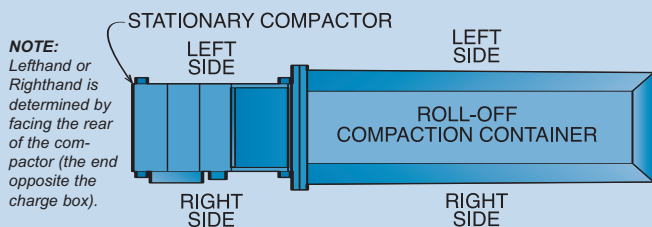


- ① Side-Mount Power Unit
- ② Power Unit Weather Cover
- ③ Control Panel Box
- ④ Motor Starter Reset Button
- ⑤ Limit Switch
- ⑥ Ram
- ⑦ Ram Guide Shoes with Replaceable Wear Strips

**Optional Features Available:**

- ▼ TrashMinder® advanced method for reporting and measuring container usage and fullness; multi-cycle timer; dual controls; ozone odor control system; hoppers and many other options are also available as well as a full line of compaction containers.
- ▼ Chutes can be constructed to meet your specifications and needs. They reduce the risk of pilferage of valuable merchandise or tools by eliminating a person's ability to hide items in the trash in order to recover them later from the waste receptacle.

**Top View of Typical Compactor & Container Configuration**



Visit our web site: [www.MarathonEquipment.com](http://www.MarathonEquipment.com)



MARATHON EQUIPMENT COMPANY

P.O. Box 1798 • Vernon, AL 35592-1798 USA • (205) 695-9105 fax (205) 695-7250 1-800-633-8974

130 Hwy. 339 • Yerington, NV 89447 USA • (775) 463-4030 fax (775) 463-4531 1-800-624-5724

1102 Industrial Park Rd. • Clearfield, PA 16830 USA • (814) 765-0200 fax (814) 765-2072 1-800-922-7062

Pictures in this literature are illustrative only. Specifications are subject to change without notice in order to accommodate improvements to the equipment. Certified in compliance with ANSI Regulation Z245.2, all OSHA standards, and certified under WASTEC's Stationary Compactor Certification Program. Products must be used with safe practice and in accordance with said regulations and standards.

