




RJ-325 & RJ-325HD Commercial Compactors



Marathon's side-mounted power unit combines the convenience and ease-of-maintenance that comes with a remote power pack with the space savings and ease-of-installation of an integrated power pack.



RJ-325 Heavy Commercial Compactor

Marathon's RamJet **RJ-325** is a real work horse! Its proven capability assures top performance in heavy commercial and industrial applications. The **RJ-325** is unique to other compactors in its class, providing a large 60"W x 67 1/2"L **clear top opening** and a 33" deep **charge box**—a feature greatly appreciated at peak loading times or when compacting bulky items!

Engineering...


The **RJ-325** is stress engineered for durability. That means the strength is where it belongs—like the 1/2" charge box floor reinforced with seven heavy duty steel channels, 1/2" steel plate ram face backed with 10" structural channels and extra rugged reinforced sides.

RJ-325HD Heavy Duty Compactor

The large 59 1/2"W x 67 1/2"L clear top opening and superior strength of the **RJ-325HD** make it just right for large volumes of crates, skids, and other hard-to-compact industrial refuse and trash. Waste is crushed to a fraction of their original bulk!

Engineering...

Marathon's **RJ-325HD** is engineered with extra steel to meet the demands of heavy-duty industrial use. Cylinder supports, 1" thick breaker bar, 3/8" ram top and extra side supports are added for superior endurance. Also standard on the **RJ-325HD** are 1/4" thick steel charge box liners and a 1/2" thick abrasion resistant steel plate on the charge box floor.



RJ-325

RJ-325HD

Specifications:

Charge Box Capacity		
[Mfrs. Rating]	3.15 cy (2.41 m ³)	3.15 cy (2.41 m ³)
[WASTEC Rating]	2.55 cy (1.95 m ³)	2.53 cy (1.93 m ³)
Clear Top Opening	67 1/2" x 60"	67 1/2" x 59 1/2"
	(1715 mm x 1524 mm)	(1715 mm x 1511 mm)
Capacity Per Hour	184 cy (141 m ³)	183 cy (140 m ³)

Performance Characteristics:

Cycle Time	50 sec.	50 sec.
Total Normal Force	46,700 lb (208 kN)	46,700 lb (208 kN)
Total Maximum Force	55,100 lb (245 kN)	55,100 lb (245 kN)
Normal Ram Face Pressure	26.8 psi (185 kPa)	27.1 psi (187 kPa)
Maximum Ram Face Pressure	31.7 psi (219 kPa)	31.9 psi (220 kPa)
Ram Penetration	13" (330 mm)	13" (330 mm)

Electrical Equipment:

TEFC Electrical Motor		
3/60-208/230/460	15 hp (11 kW)	15 hp (11 kW)
Electrical Control Voltage	120 VAC	120 VAC

UL Labeled Panel Box: NEMA Type, All Circuits Fused
Standard Controls: Keylock Start & Stop, Connected to 13' Sealtite

Hydraulic Equipment:

Hydraulic Pump Capacity	18.5 gpm (70 L/min.)	18.5 gpm (70 L/min.)
Normal Pressure	1650 psi (114 bar)	1650 psi (114 bar)
Maximum Pressure	1950 psi (134 bar)	1950 psi (134 bar)
Hydraulic Cylinder Bore	6" (152 mm)	6" (152 mm)
Hydraulic Cylinder Rod	4" (102 mm)	4" (102 mm)
Reservoir Capacity	20 gal. (76 L)	30 gal. (114 L)

Structural Characteristics:

Packer Body: Side Plates	1/4" (6.35 mm)	1/4" (6.35 mm)
Charge Box Liners	N/A	1/4" (6.35 mm)
Charge Box Floor	1/2" (12.7 mm)	1/2" (12.7 mm) Abrasion Resistant Plate (A514)
Ram Face Plate	1/2" (12.7 mm)	1/2" (12.7 mm)
Ram Bottom	3/8" (9.53 mm)	3/4" (19.05 mm)
Ram Sides	1/4" (6.35 mm)	1/4" (6.35 mm)
Ram Top	3/8" (9.53 mm)	3/8" (9.53 mm)

Weight6700 lbs. (3038 kg).....7375 lbs. (3345 kg)

RAMJET

RJ-325/325HD



Ram Guide System

▼ The packing ram is supported by specially formulated cast iron shoes which ride on replaceable wear strips. This

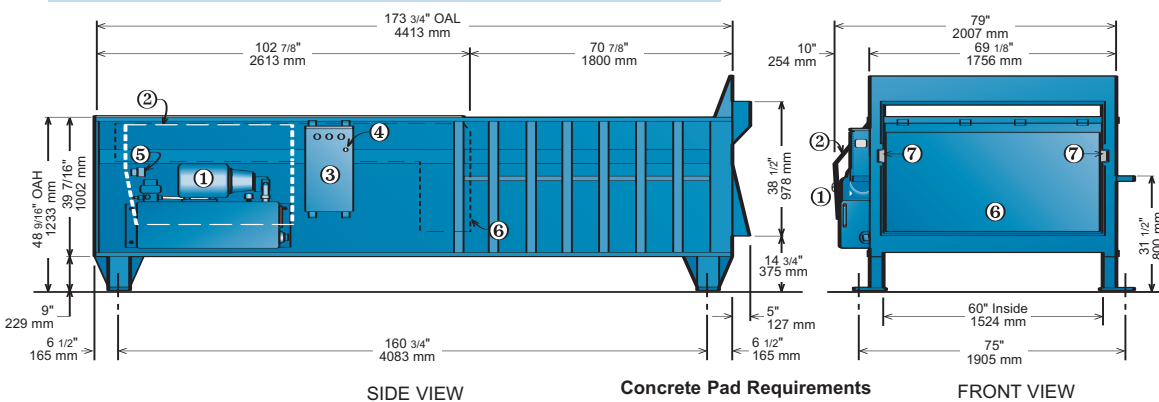
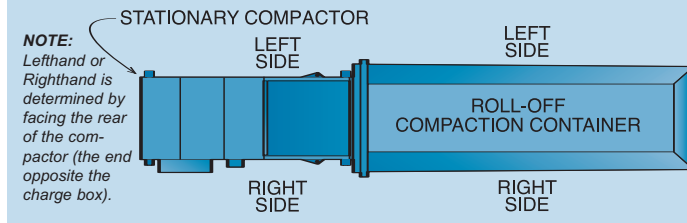
exclusive design protects the charge box floor from the full force of the packing ram, extending its life and dramatically reducing compaction-robbing friction.

Industrial Grade Systems

▼ The **RJ-325 & 325HD** have industrial grade electrical and hydraulic components—all **UL Listed!** The controls are contained in an NEMA 4 enclosure and connected to the power unit with 13 ft. of Sealtite.



Top View of Typical Compactor & Container Configuration



- ① Side-Mount Power Unit
- ② Power Unit Weather Cover
- ③ Control Panel Box
- ④ Motor Starter Reset Button
- ⑤ Limit Switch
- ⑥ Ram
- ⑦ Ram Guide Shoes with Replaceable Wear Strips

Authorized Distributor:

Visit our web site: MarathonEquipment.com



MARATHON EQUIPMENT COMPANY
 P.O. Box 1798 • Vernon, AL 35592-1798 USA • (205) 695-9105 fax (205) 695-7250 **1-800-633-8974**
 130 Hwy. 339 • Yerington, NV 89447 USA • (775) 463-4030 fax (775) 463-4531 **1-800-624-5724**
 1102 Industrial Park Rd. • Clearfield, PA 16830 USA • (814) 765-0200 fax (814) 765-2072 **1-800-922-7062**

Pictures in this literature are illustrative only. Specifications are subject to change without notice in order to accommodate improvements to the equipment. Certified in compliance with ANSI Regulation Z245.2, all OSHA standards, and certified under WASTEC's Stationary Compactor Certification Program. Products must be used with safe practice and in accordance with said regulations and standards.

